

TRITON

TRAILERS

ALUMINUM CARGO TRAILERS



Triton Trailers offers an industry leading 5 year limited warranty. Register your trailer at tritontrailers.com for a limited 5 year warranty.

BUILT FOR ADVENTURE. /

Vault Series

Smooth Appearance
 .030" Aluminum panels are bonded with a weld-like adhesive.

Structure
 16" wall studs, ceiling and floor cross members for maximum support.

Lights
 Sealed LED bullet marker lights and stop, turn, tail light bars.

Durable Interior
 3/4" treated Marine Grade plywood floor and 3/8" plywood walls are engineered for hauling.

VC-712 shown

Double Seal Door
 Designed to prevent leaks, keeping the cargo area and cargo dry.

Dual Vents
 Side vents, one low and one high, maximize air circulation.

Access Door
 Side door for quick and easy access to cargo.

Truck Bed Clearance
 Tongue design allows full access to truck bed.

Jack
 Heavy duty 1200 lb. tongue jack with swivel wheel.

Tie Downs
 Flush mount D-rings are reinforced in the deck to firmly secure cargo.

Spring Assist Ramp Door with Angled Approach
 For easy drive-on, drive-off, and loading and unloading of cargo. Swing door option also available.

24" Diamond Plate
 Durable stone guard stands up to markings caused by road debris.

Shown with accessories including:

- Wall Switch
- Aluminum Rims



Vault 6' & 7' Wide

- Available box heights: 6', 6'6" & 7'
- Interior LED dome light
- Four flush mount D-Ring tie downs
- Single or tandem torsion axles
- Deck length (not including 22" or 26" V-nose)

10' | 12' | 14' | 16'



Vault 8' Wide

- Available box heights: 6', 6'6" & 7'
- Two interior LED dome lights
- Six flush mount D-Ring tie downs
- Spacious 73" clearance between 13.5" high wheel wells
- Tandem torsion axles
- Deck length (not including 31" V-nose)

16' | 18' | 20'

Popular Vault Accessories and Color Options

Find more accessories at www.tritontrailers.com



1



2



3



4

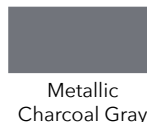


5



6

1/ Roof Vent **09570** 2/ Wall Switch Circuit 2-Way **18996-1** 3/ Hoop Style Spare Tire Carrier **14688** (spare tire sold separately) 4/ Flush Mount set of 2 D-Ring Tie Downs **07835** 5/ Stabilizer Jacks (for 6' & 7' wide) **13317** 6/ Stabilizer Jacks (for 8' wide) **18050**




Metallic Charcoal Gray



Light Metallic Pewter



Black



White

CT Series

Lights
Sealed LED bullet marker lights and stop, turn, tail lights.

Clean Appearance
.030" Aluminum panels are bonded with a weld-like adhesive and minimal screws.

Durable Deck
5/8" or 3/4" treated Marine Grade plywood floor made to last with a limited lifetime warranty.

Shown with accessories including:

- Side Access Door
- Concession door
- White Luan Interior
- Round Ceiling Lights
- Combo Wall
- Sliding Window
- Ladder Racks
- Cove Lights
- TML Aluminum Rims
- Quickslide in Floor

Truck Bed Clearance
Tongue design allows full access to truck bed.



24" Diamond Plate
Durable stone guard stands up to markings caused by road debris.

Jack
Heavy duty 1200 lb. tongue jack with swivel wheel.

Highly Customizable Interior
Standard brown lauan ceiling and 3/8" plywood walls are engineered for hauling. Finished white lauan wall and ceiling upgrade shown.

Dual Vents
Side vents, one low and one high, maximize air circulation.

Tie downs
Flush mount D-rings are reinforced in the deck to firmly secure cargo.

Structure
16" wall studs, ceiling and 24" floor cross members for lasting support.

Gradual Approach
Ramp flap for a gentle transition into the trailer. Swing doors also available.



CT-167 shown

Cargo 7' Wide

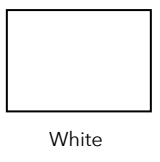







Available Box Heights: 6'6", 7' & 7'6"
Two interior LED dome lights
Four flush mount D-Ring tie downs
Single or tandem torsion axles

Deck Length (not including 24" V-nose)
| 12' | | 14' | | 16' | | 18' |

Popular Cargo Accessories and Color Options

Find more accessories at www.tritontrailers.com



- 1/ Side Access Door **09043**
- 2/ Switch Circuit 2-Way **18996-1**
- 3/ White Luan Interior Walls, Ceiling and/or Cove **18996-1**
- 4/ Step Kit **09329**
- 5/ Add two full deck length Quickslide™ tie down channels **09329**
- 6/ Quickslide™ to the top or bottom of the kick panel. **09329**
- 7/ Spare Tire Carrier **07480**
- 8/ Roof Vent **09570**
- 9/ Stabilizer Jacks **13317**
- 10/ Quad Floor **19790**

Specifications

MODEL*	VC-610 3500 lb. AXLE	VC-612 3500 lb. AXLE	VC-712 3500 lb. AXLE	VC-712-2 2/3500 lb. AXLE	VC-714 2/3500 lb. AXLE	VC-716 2/3500 lb. AXLE	VC-816 3500/5200 lb. AXLE	VC-820 3500/5200 lb. AXLE	CT147 2/3500 lb. AXLE	CT167 2/3500 lb. AXLE	CT187 2/3500 lb. AXLE	
NO. OF AXLES	1	1	1	2	2	2	2	2	2	2	2	
AVAILABLE INTERIOR HEIGHT	72" 78" 84"	72" 78" 84"	72" 78" 84"	72" 78" 84"	72" 78" 84"	72" 78" 84"	72" 78" 84"	72" 78" 84"	72" 78" 84" 90"	72" 78" 84" 90"	72" 78" 84" 90"	
REAR DOOR OPENING WIDTH X HEIGHT	6' 6'6" 7' 7'6"	63 1/2 x 66" 63 1/2 x 72" 63 1/2 x 78" N/A	63 1/2 x 66" 63 1/2 x 72" 63 1/2 x 78" N/A	75 x 66" 75 x 72" 75 x 78" N/A	75 x 66" 75 x 72" 75 x 78" N/A	75 x 66" 75 x 72" 75 x 78" N/A	75 x 66" 75 x 72" 75 x 78" N/A	87 x 66" 87 x 72" 87 x 78" N/A	87 x 66" 87 x 72" 87 x 78" N/A	76 x 67" 76 x 73" 76 x 79" 76 x 85"	76 x 67" 76 x 73" 76 x 79" 76 x 85"	76 x 67" 76 x 73" 76 x 79" 76 x 85"
TRAILER WEIGHT	1310 lb.	1410 lb.	1460 lb.	1725 lb.	1815 lb.	1905 lb.	2260 lb.	2499 lb.	1790 lb.	1890 lb.	2020 lb.	
GVWR WITHOUT BRAKES	2995 lb.	2995 lb.	2995 lb.	N/A	N/A	N/A	N/A	N/A	N/A	N/A	N/A	
CARRYING CAPACITY WITHOUT BRAKES	1685 lb.	1585 lb.	1535 lb.	N/A	N/A	N/A	N/A	N/A	N/A	N/A	N/A	
GVWR WITH BRAKES	3500 lb.	3500 lb.	3500 lb.	7000 lb.	7000 lb.	7000 lb.	7000/ 9995 lb.	7000/ 9995 lb.	7000 lb.	7000 lb.	7000 lb.	
CARRYING CAPACITY WITH BRAKES	2190 lb.	2090 lb.	2040 lb.	5275 lb.	5185 lb.	5095 lb.	4740/ 7735 lb.	4501/ 7496 lb.	5210 lb.	5110 lb.	4980 lb.	
BED WIDTH X LENGTH	69 x 120" (PLUS 22" V-NOSE)	69 x 144" (PLUS 22" V-NOSE)	81 x 144" (PLUS 26" V-NOSE)	81 x 144" (PLUS 26" V-NOSE)	81 x 168" (PLUS 26" V-NOSE)	81 x 192" (PLUS 26" V-NOSE)	93 x 189" (PLUS 31" V-NOSE)	93 x 237" (PLUS 31" V-NOSE)	81 1/4 x 168" (PLUS 24" V-NOSE)	81 1/4 x 192" (PLUS 24" V-NOSE)	81 1/4 x 216" (PLUS 24" V-NOSE)	
OVERALL WIDTH	90"	90"	102"	102"	102"	102"	99"	99"	102"	102"	102"	
OVERALL LENGTH	166"	190"	197"	197"	221"	245"	257"	305"	240"	264"	288"	
HITCH HEIGHT	14"	14"	14"	14"	14"	14"	18"	18"	17 1/2"	17 1/2"	17 1/2"	
COUPLER SIZE	2"	2"	2"	2 5/16"	2 5/16"	2 5/16"	2 5/16"	2 5/16"	EB-2" SBD-2 5/16"	EB-2" SBD-2 5/16"	EB-2" SBD-2 5/16"	
STANDARD TIRES	ST205/75 D14C	ST205/75 D14C	ST205/75 D14C	ST205/75 D14C	ST205/75 D14C	ST205/75 D14C	ST205/75 D14C	ST205/75 D15C 3500# AXLE ST225/75 R15E 5200# AXLE	ST205/75 D15C 3500# AXLE ST225/75 R15E 5200# AXLE	ST205/75 R14C	ST205/75 R14C	ST205/75 R14C
OPTIONAL TIRES	ST205/75 R14C ALUM RIMS ST205/75 D15C STEEL RIMS ST205/75 R15C ALUM RIMS	ST205/75 R14C ALUM RIMS ST205/75 D15C STEEL RIMS ST205/75 R15C ALUM RIMS	ST205/75 R14C ALUM RIMS ST205/75 D15C STEEL RIMS ST205/75 R15C ALUM RIMS	ST205/75 R14C ALUM RIMS ST205/75 D15C STEEL RIMS ST205/75 R15C ALUM RIMS	ST205/75 R14C ALUM RIMS ST205/75 D15C STEEL RIMS ST205/75 R15C ALUM RIMS	ST205/75 R14C ALUM RIMS ST205/75 D15C STEEL RIMS ST205/75 R15C ALUM RIMS	ST205/75 R15C ALUM RIMS ST205/75 D15C STEEL RIMS ST205/75 R15C ALUM RIMS	ST205/75 R15C ALUM RIMS ST205/75 D15C STEEL RIMS ST205/75 R15C ALUM RIMS	ST205/75 R15C ALUM RIMS ST205/75 D15C STEEL RIMS ST205/75 R15C ALUM RIMS	ST205/75 R14C ALUM RIMS	ST205/75 R14C ALUM RIMS	ST205/75 R14C ALUM RIMS

Know your tow vehicle to ensure the combination of trailer and cargo are appropriate. Recommended tongue weight for enclosed trailers is 7-10% of GVWR. Please note: It is the responsibility of the purchaser to adhere to the brake laws regarding trailers. For full information on trailering laws, contact your Motor Vehicle Department. All trailers ordered without brakes will have a GVWR of 2995 lb. (1359 kg). The trailer weights are based on 7' high box heights, take 100 pounds off the trailer weight for every 6" that the box is shorter than 7' high in size.

* VC-612-2, VC-614, VC-818, CT-127 and CT-127-2 specifications available on our website.

Contact your authorized Triton Trailers, LLC dealer for specifications, pricing and lead times. Due to continuous product improvements standard features, optional accessories and specifications are subject to change without notice or obligation. Product photography may show equipment and data that is available at an additional cost. Triton Trailers, LLC reserves the right to make changes to models or discontinue models without notice or obligation.

AUTHORIZED DEALER:



857 West State Street Hartford, WI
P/ 800.232.3780
www.tritontrailers.com



U.S. Patent Numbers: 6,439,814 - 7,147,417 - 5,823,559 - 6,247,719 B1 - 6,186,580 B1 - 7,077,616 B2